

New Example Circuit Only - 5.2 miles

Where's the start and what's this circuit like?

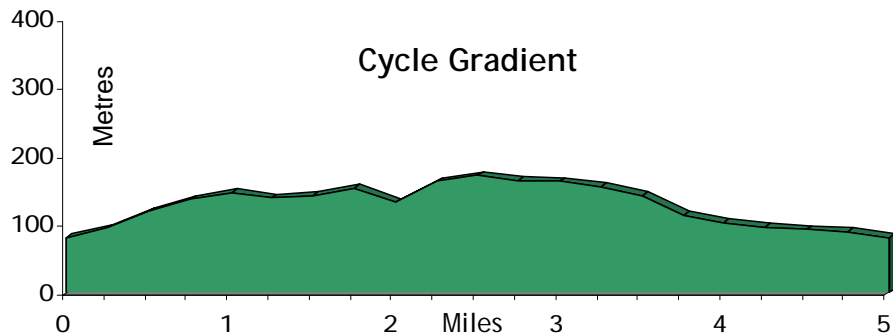
This 5.2 mile circuit starts on a byway just off Road 'E' in Bromley. On road parking is available in the local roads. It features several byways and bridleways, some of which have steps and, depending on your ability, may require you to carry your bike over. It's a great circuit with hardly any road. There are 2 Public Houses on the roundabout close to the start

Cycle Rating

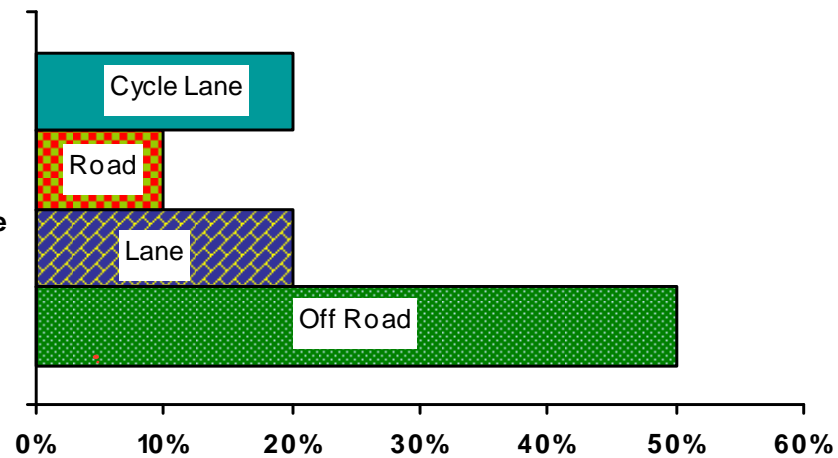
Club Cyclists - Not for you

Regular Cyclists - Very good and stepped bridleways to test your skills

Beginners/Occasional Cyclists - It's not easy but worth it



Estimated Terrain Guide


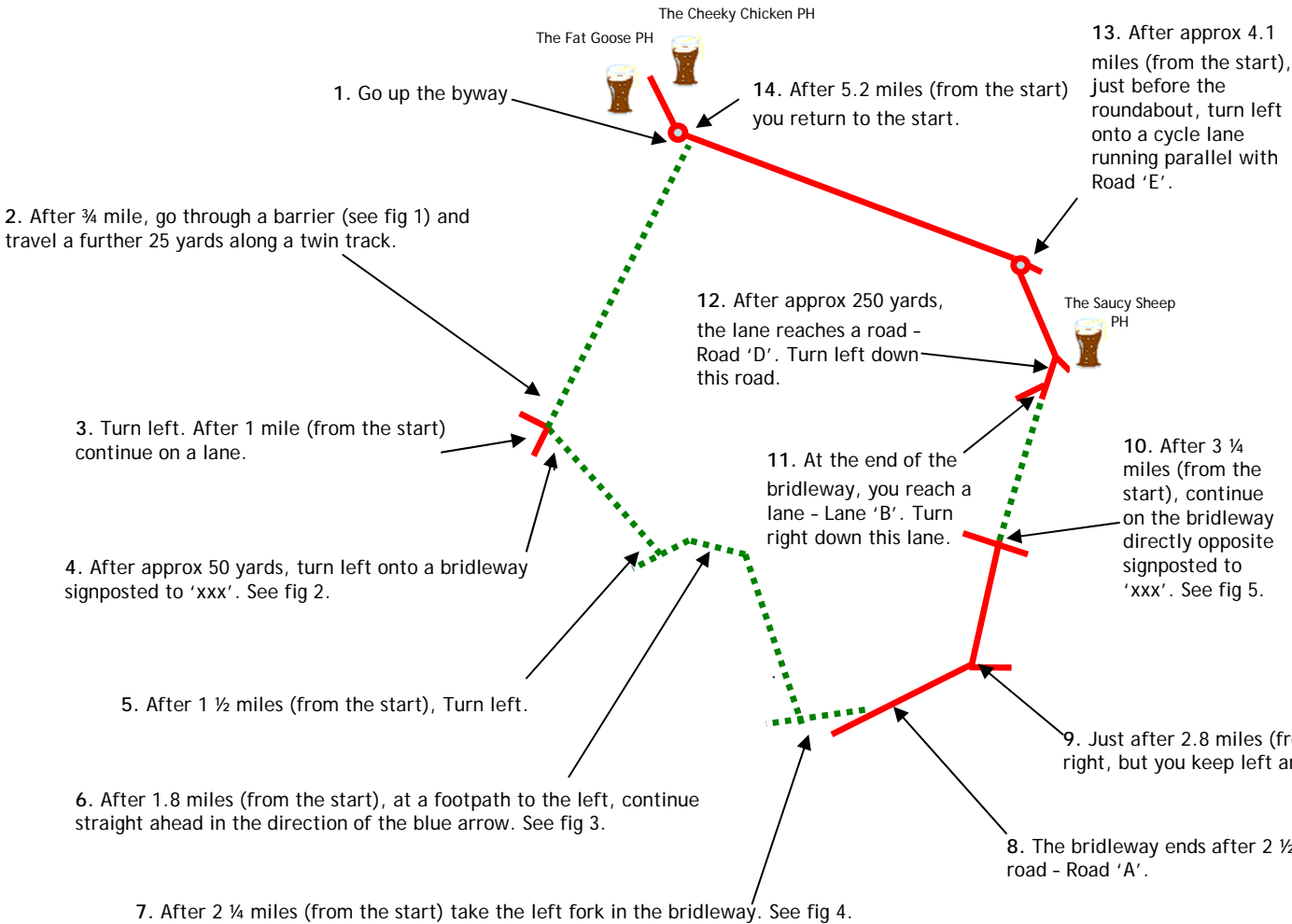


© 2009 cyclecircuits.co.uk

It is recommended that suitable and appropriate maps should also be used by cyclists when undertaking these routes. The routes contained within these guides are for general information only and any measurements specified are for general indication only and cannot be verified for accuracy.

Cycling can be an inherently dangerous activity and not every bicycle is designed or built for the activities described in these guides. Because it is impossible to anticipate every situation or condition which may occur, a practice or situation may be unsafe but not anticipated by these guides. Please use your common sense. If in doubt, check with a reputable cycle dealer to make sure you have the right equipment before you start. You should consult a medical practitioner before undertaking a programme of exercise.





The following page is the same circuit but excludes the photos should you wish to print without them

